



For every project, where light really matters

LED MODULE LUMINAIRE (MR11) SERIES

PRODUCT INFORMATION

- Suitable for a series of lighting applications in office, retail and general area lighting.
- Available in a wide variety of lumen packs, cut out size and color temperature.
- ILLUS LED MODULE Luminaire (MR11) gives the customer the flexibility to choose between 12 models based on their specific need with lumen package from 300 lm to 580 lm.

BENEFITS

- Compact design for better integration with the building.
- Comfortable light with high efficiency.
- Reliable performance for indoor applications.

FEATURES

- High CRI>95.
- Efficacy up to 79lm/w.
- Long life span 30,000hrs.
- Operating voltage AC220-240V .
- Non – dimmable.

AREAS OF APPLICATION



Hospitality



Shopping Center



Commercial



Educational Center



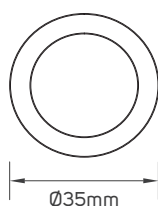
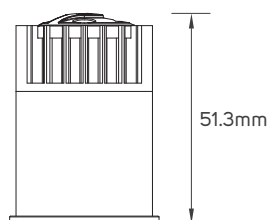
TECHNICAL OPERATING & ELECTRICAL DATA

IP Ratings	IP65
Body Color	Dark Grey
Body Material	Aluminum
Lumen	from 300 to 580 lm/M+/-10%
Voltage	AC220-240V
Frequency	50/60Hz
Beam Angle	30°
Dimming	Non-Dimmable
Lamp Type	Direct
Fixed or Adjustable	Fixed
Life Span	30,000hrs

SPECIFICATIONS

Code No.	Model No.	Power	Lumen	Efficacy	CCT
614102	ILS4.2MR11M927WW01	4.2W	300lm	71.43lm/W	2700K
614103	ILS4.2MR11M930WW01	4.2W	305lm	72.62lm/W	3000K
614104	ILS4.2MR11M940NW01	4.2W	315lm	75lm/W	4000K
614105	ILS4.2MR11M950DL01	4.2W	325lm	77.38lm/W	5000K

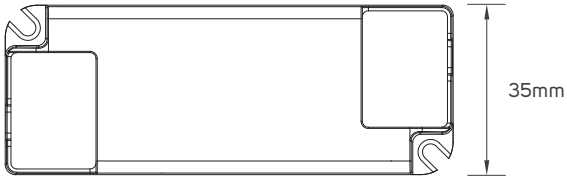
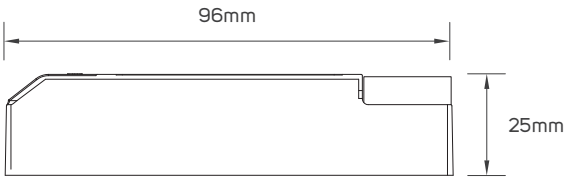
DIMENSIONS



ACCESSORIES

Code No.	Model No.	Power	Frequency	Body Color	Body Material
614106	ILSACD4WMLD01	5.3W	50/60Hz	white	PVC+copper

ACCESSORIES DIMENSIONS

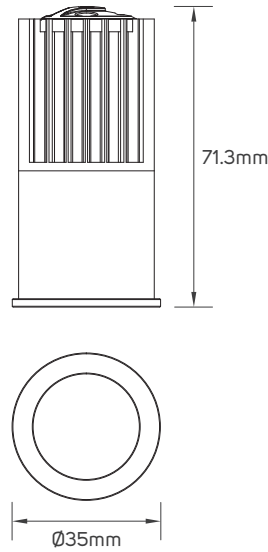
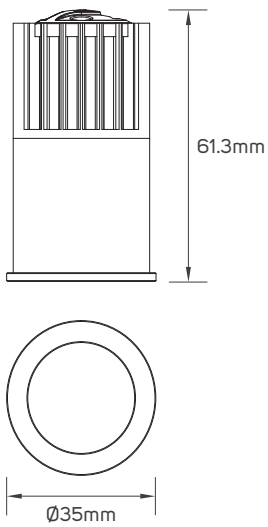


614106 - Driver

SPECIFICATIONS

Code No.	Model No.	Power	Lumen	Efficacy	CCT
614107	ILS5.3MR11M927WW01	5.3W	380lm	71.7lm/W	2700K
614108	ILS5.3MR11M930WW01	5.3W	400lm	75.47lm/W	3000K
614109	ILS5.3MR11M940NW01	5.3W	420lm	79.25lm/W	4000K
614110	ILS5.3MR11M950DL01	5.3W	445lm	59.33lm/W	5000K
614111	ILS7.5MR11M927WW01	7.5W	490lm	65.33lm/W	2700K
614112	ILS7.5MR11M930WW01	7.5W	520lm	69.33lm/W	3000K
614113	ILS7.5MR11M940NW01	7.5W	550lm	73.33lm/W	4000K
614114	ILS7.5MR11M950DL01	7.5W	580lm	77.33lm/W	5000K

DIMENSIONS



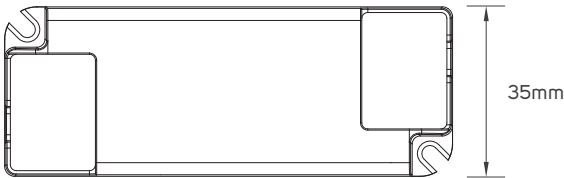
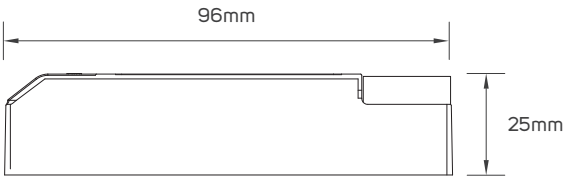
614107 - 614108 - 614109 - 614110

614111 - 614112 - 614113 - 614114


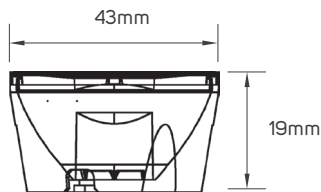
ACCESSORIES

Code No.	Model No.	Power	Frequency	Beam Angle	Body Color	Body Material
614118	ILSACD8W/MLD01	/	50/60Hz	/	white	PVC+copper
614115	ILS12DGMR11LEN01	/	/	12°	transparent	PC
614116	ILS24DGMR11LEN01	/	/	24°	transparent	PC
614117	ILSMR11HC01	/	/	/	black	PC

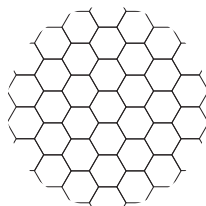
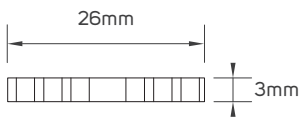
ACCESSORIES DIMENSIONS



614118 - Driver



614115 - 614116 - Lens



614117 - HC

APPLICATION PICTURE



This image is for display purpose only, the image may differ from the actual product, as the product is subject to modification provided without prior notice.

LED MODULE LUMINAIRE (MR11) SERIES

**BEYOND LIGHT..
TO THE LAST DETAILS!**



Carrer de la Vall de la Ballestera, 64, 46015 València, Valencia, España, Tel: +34619824456

www.illusillumination.com

illus illumination reserve the right to make dimensional, design and technical alternations without prior notice. illus illumination endeavor to ensure that any advice, recommendation or information it provides in product literature is accurate and correct. However due to the fact that illus do not have direct control on where and how the products are installed, illus illumination cannot accept any liability either direct or indirect arising from the use of illus products whether or not in accordance with any advice, specification, recommendation or information provided by illus illumination or its distributors.